





M-3014-380KV

| Lipo | Prop | Throttle | V | A | RPM | THRUST (g) |
|-------------------|-------------------|---|---|---|---|------------|
| 4S | APC 14*4.7 | 50% | 14.8 | 1.85 | 2160 | 350 |
| | | 65% | 14.81 | 3.33 | 3167 | 525 |
| | | 75% | 14.71 | 5.15 | 3640 | 750 |
| | | 85% | 14.79 | 7.41 | 4118 | 1000 |
| | | 100% | 14.8 | 8.06 | 4200 | 1050 |
| | T-MOTOR 15*5 | 50% | 14.79 | 1.97 | 2700 | 375 |
| | | 65% | 14.8 | 3.47 | 3314 | 575 |
| | | 75% | 14.79 | 4.74 | 3727 | 775 |
| | | 85% | 14.76 | 6.78 | 4191 | 1025 |
| | | 100% | 14.76 | 7.05 | 4283 | 1075 |
| | T-MOTOR 16*5.4 | 50% | 14.81 | 2.43 | 2515 | 400 |
| | | 65% | 14.79 | 4.36 | 3111 | 675 |
| | | 75% | 14.8 | 6.05 | 3505 | 850 |
| | | 85% | 14.78 | 8.62 | 3923 | 1100 |
| | | 100% | 14.79 | 9.09 | 3988 | 1150 |
| 5S | APC 12*4.7 | 50% | 18.5 | 1.99 | 3485 | 450 |
| | | 65% | 18.51 | 3.83 | 4250 | 675 |
| | | 75% | 18.52 | 5.3 | 4722 | 850 |
| | | 85% | 18.46 | 7.86 | 5303 | 1050 |
| | | 100% | 18.45 | 8.33 | 5412 | 1100 |
| | APC 14*4.7 | 50% | 18.5 | 2.64 | 3170 | 550 |
| | | 65% | 18.48 | 5.1 | 3998 | 900 |
| | | 75% | 18.5 | 7.64 | 4398 | 1150 |
| | | 85% | 18.47 | 10.91 | 4867 | 1450 |
| | | 100% | 18.49 | 11.73 | 4960 | 1525 |
| | T-MOTOR 15*5 | 50% | 18.52 | 2.89 | 3319 | 575 |
| | | 65% | 18.48 | 4.75 | 3979 | 850 |
| | | 75% | 18.48 | 6.93 | 4511 | 1100 |
| | | 85% | 18.49 | 9.47 | 5083 | 1350 |
| | | 100% | 18.48 | 10.26 | 5166 | 1400 |
| T-MOTOR 16*5.4 | 50% | 18.5 | 3.36 | 3064 | 650 | |
| | 65% | 18.48 | 5.9 | 3695 | 975 | |
| | 75% | 18.45 | 8.58 | 4177 | 1225 | |
| | 85% | 18.48 | 12.03 | 4969 | 1500 | |
| | 100% | 18.5 | 12.74 | 4791 | 1550 | |
| 6S | APC 12*4.7 | 50% | 22.2 | 2.73 | 4017 | 600 |
| | | 65% | 22.21 | 4.98 | 4900 | 900 |
| | | 75% | 22.16 | 7.41 | 5516 | 1150 |
| | | 85% | 22.2 | 10.69 | 6121 | 1450 |
| | | 100% | 22.19 | 11.54 | 6289 | 1525 |
| | APC 14*4.7 | 50% | 22.23 | 4.16 | 3875 | 850 |
| | | 65% | 22.2 | 7.18 | 4528 | 1250 |
| | | 75% | 22.18 | 10.22 | 5000 | 1575 |
| | | 85% | 22.16 | 14.41 | 5524 | 1900 |
| | | 100% | 22.15 | 15.05 | 5586 | 1950 |
| | T-MOTOR 15*5 | 50% | 22.2 | 3.4 | 3773 | 775 |
| | | 65% | 22.18 | 6.08 | 4621 | 1150 |
| | | 75% | 22.18 | 8.92 | 5200 | 1450 |
| | | 85% | 22.15 | 12.68 | 5821 | 1850 |
| | | 100% | 22.18 | 13.48 | 5930 | 1900 |
| T-MOTOR 16*5.4 | 50% | 22.2 | 4.21 | 3517 | 850 | |
| | 65% | 22.18 | 7.63 | 4315 | 1275 | |
| | 75% | 22.17 | 11.16 | 4853 | 1625 | |
| | 85% | 22.12 | 15.5 | 5345 | 1900 | |
| | 100% | 22.18 | 16.38 | 5400 | 1950 | |
| | |  |  |  |  | |
| | | Recommend flight weight (g) | Recommend flight weight (g) | Recommend flight weight (g) | Recommend flight weight (g) | |
| 4S | APC 14*4.7 | 1575 | 2100 | 3150 | 4200 | |
| | T-MOTOR 15*5 | 1612.5 | 2150 | 3225 | 4300 | |
| | T-MOTOR 16*5.4 | 1725 | 2300 | 3450 | 4600 | |
| 5S | APC 12*4.7 | 1650 | 2200 | 3300 | 4400 | |
| | APC 14*4.7 | 2287.5 | 3050 | 4575 | 6100 | |
| | T-MOTOR 15*5 | 2100 | 2800 | 4200 | 5600 | |
| | T-MOTOR 16*5.4 | 2325 | 3100 | 4650 | 6200 | |
| 6S | APC 12*4.7 | 2287.5 | 3050 | 4575 | 6100 | |
| | APC 14*4.7 | 2925 | 3900 | 5850 | 7800 | |
| | T-MOTOR 15*5 | 2850 | 3800 | 5700 | 7600 | |
| | T-MOTOR 16*5.4 | 2925 | 3900 | 5850 | 7800 | |